



Parabolic antenna JRC-29DD-SX DupLEX

Dual-polarized parabolic antenna **JRC-29DD DupLEX** is designed for directional links with **full-duplex mode** or MIMO mode at the frequency band 5 GHz with high isolation level. The antenna is designed for medium and short distances in difficult conditions. **Its design with deep dish increases isolation among antennas on a mast increases front to back ratio.** The SX version includes a **stainless steel holder** for adverse corrosive conditions.

Other model: **JRC-29DD DupLEX** – standard deep dish DupLEX antenna
JRC-29DD DupLEX Precision – antenna with precision holder JDMW-900 AR

Electrical parameters:

Frequency range	4.9 – 6.1 GHz
Gain	29.0 ± 1 dBi
VSWR 5.1 – 5.9 GHz	≤ 1.6
Beamwidth -3 dB	5.5°
Port to port isolation 5.1-5.9 GHz	≥ 50 dB (typ. 53 dB) (rest of the freq. range ≥ 43 dB)
Front to Back ratio	≥ 49 dB
Polarization	Linear, vertical/horizontal or 45°

Mechanical parameters:

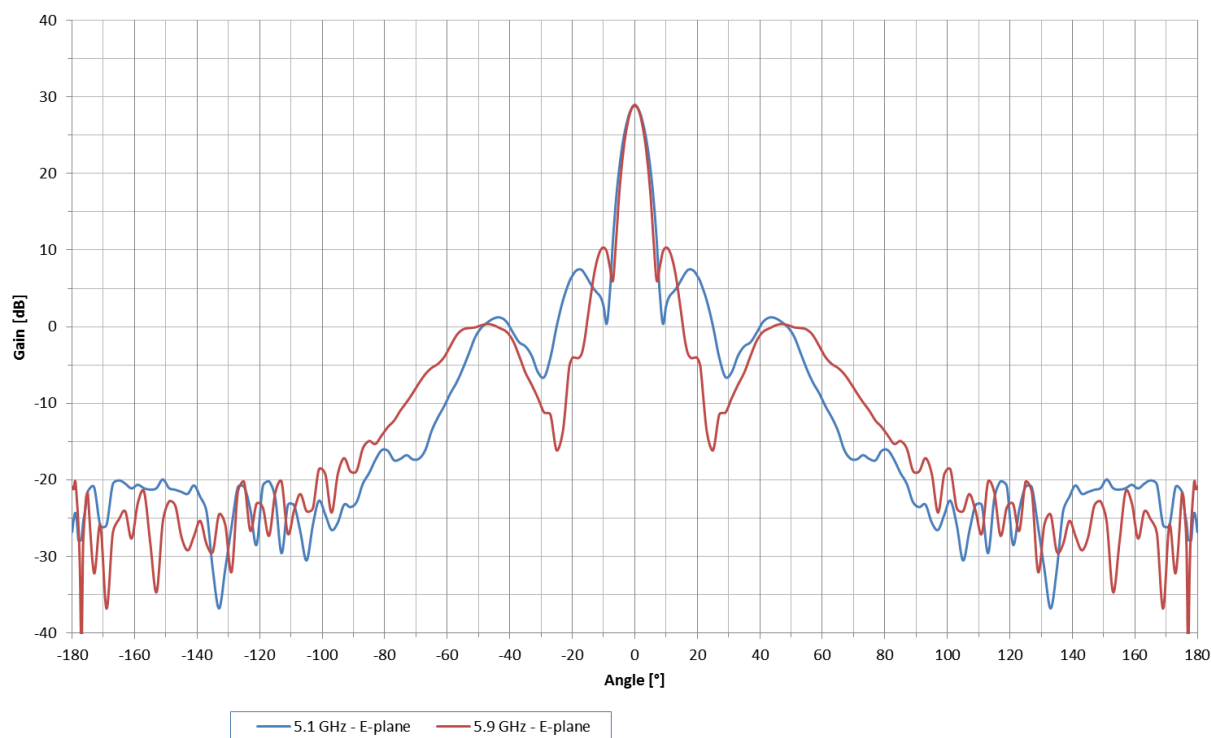
Parabola	Ø 680 mm, Aluminium alloy
Radome	UV steady plastic ABS
Type of connector	N-female, R-SMA
Installation for mast	Ø 27 - 74 mm
Weight of antenna	6.9 kg (15.2 lbs.)
Shipping dimensions – 2 pcs	810 x 790 x 340 mm / 17.5 kg (15.2 lbs.)

The antenna can be used in combination with an outdoor metal box JR – 350 Alu for AP, RouterBOARDS and other electronics. Mount the antenna has separate latching nuts for easy mounting and adjustment of the azimuth and elevation. Right and left side mounting is possible.

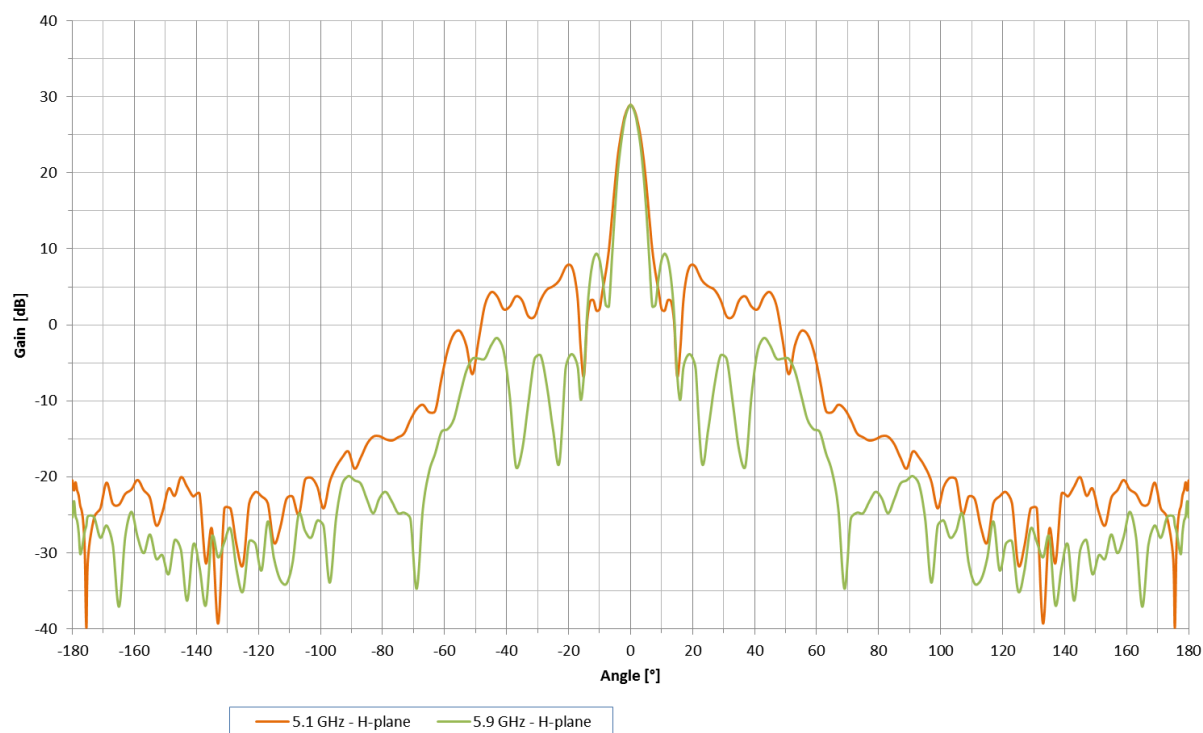
Parabolic antenna JRC-29DD-SX DuplEX

Measurement of radiation pattern:

JRC-29DD DuplEX - E-plane

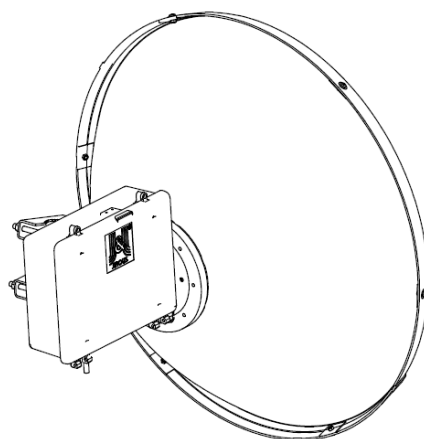
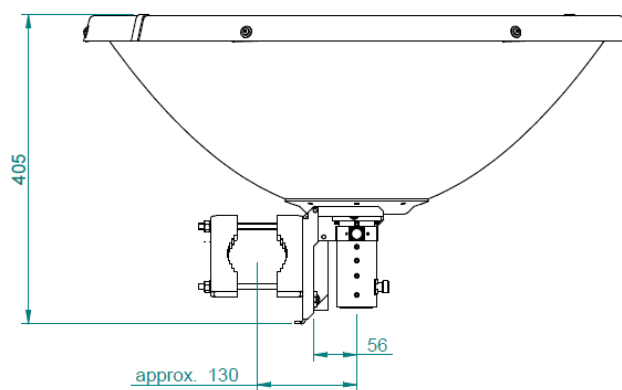
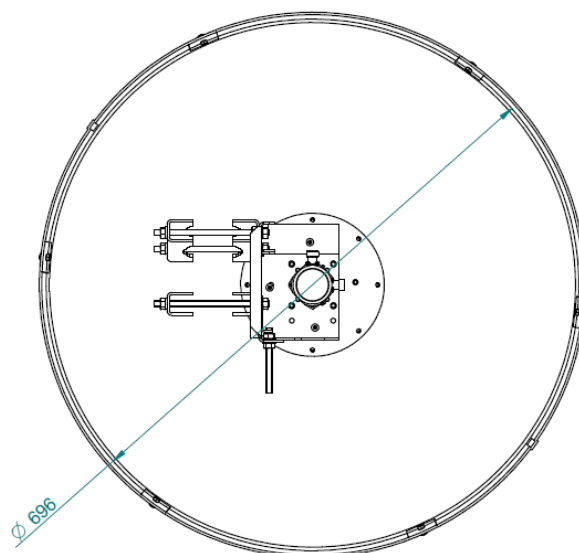


JRC-29DD DuplEX - H-plane



Parabolic antenna JRC-29DD-SX Duplex

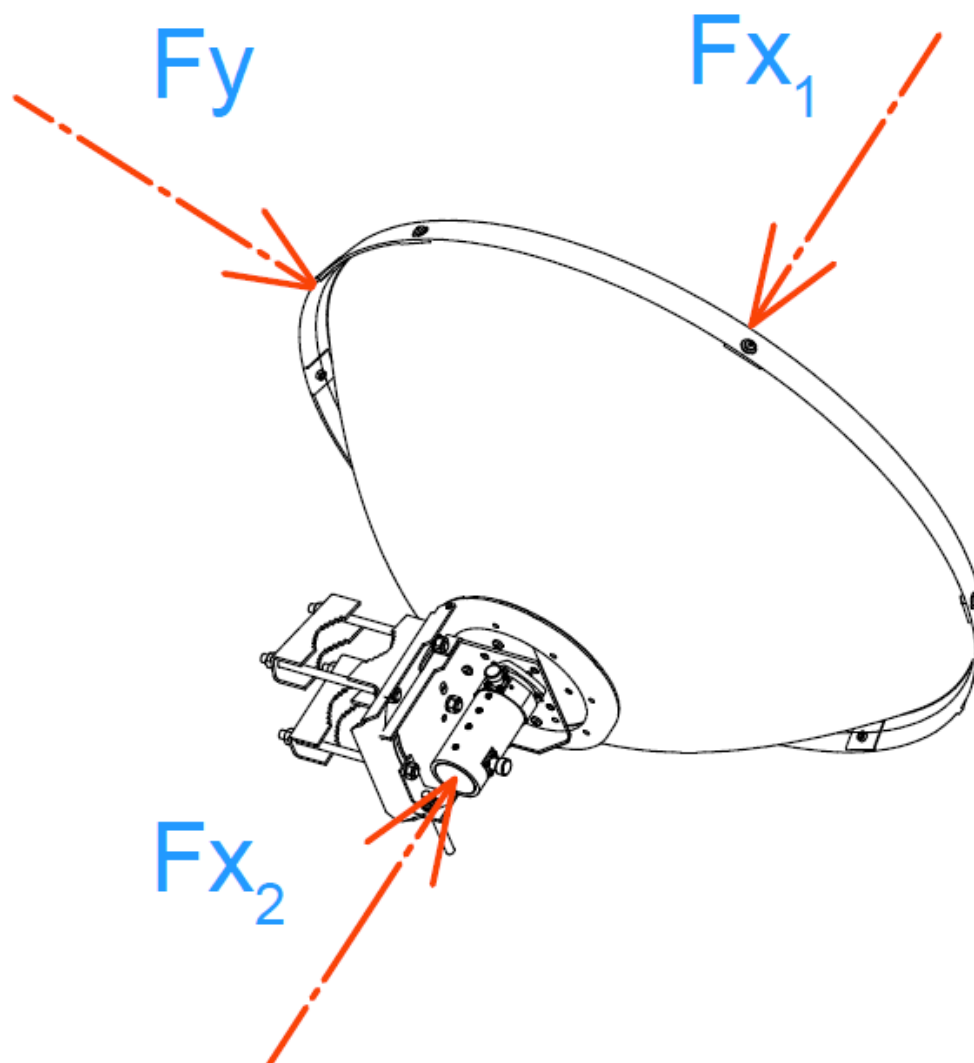
Outline:



Accessories: outdoor metal box JR – 350 Alu – right side mounting only, polarization 45° not possible

Parabolic antenna JRC-29DD-SX Duplex

Wind loading:



Wind Loading at 250 km/h (125 mph)		
Direction	Force [N]	Force [lbf]
Fx1	707	159
Fx2	792	178
Fy	71	16